

# 02

## 한글 익히기 II


Master *Hangeul*, the Korean Alphabet II

### 4 자음 1 Consonants 1



The Korean language has 19 consonants. The consonants were made in the shape of the mouth parts used to pronounce them. ‘ㄱ’ shows the back of the tongue blocking the roof of the mouth, and ‘ㄴ’ shows the shape of the tongue touching the upper part of the gums. ‘ㄷ’ is shaped like the lips, and ‘ㄹ’ is the shape of the teeth. ‘ㅇ’ shows the shape of the throat which makes that sound.



 Now are you ready to learn the following consonants? Listen to the CD and repeat them in order.

자음 1 Consonants 1				
<b>ㄱ</b> [k/g]	<b>ㄴ</b> [n]	<b>ㄷ</b> [t/d]	<b>ㄹ</b> [r/l]	<b>ㅇ</b> [m]
<b>ㅂ</b> [p/b]	<b>ㅅ</b> [s/ʃ]	<b>ㅇ</b> [n]	<b>ㅈ</b> [tʃ/dʒ]	<b>ㅎ</b> [h]



Are you finished? This time, listen and write the consonants.


Letter	Sound Value	Writing Order	Practice
ㄱ	[k/g] <u>g</u> ate, <u>g</u> ift	①	
ㄴ	[n] <u>n</u> ose, <u>n</u> ame	①	
ㄷ	[t/d] <u>d</u> oor, <u>d</u> ance	① ②	
ㄹ	[r/l] <u>l</u> ake, <u>r</u> ice	① ② ③	
ㅁ	[m] <u>m</u> ilk, <u>m</u> oon	① ② ③	
ㅂ	[p/b] <u>b</u> us, <u>b</u> oy	① ② ③ ④	
ㅅ	[s/ʃ] <u>s</u> lide, <u>s</u> ky <u>s</u> hoes, <u>s</u> hut	① ②	
ㅇ	[ŋ]     ki <u>ng</u> , so <u>ng</u>	①	
ㅈ	[tʃ/dʒ]     ju <u>ic</u> e, <u>jam</u>	① ②	
ㅎ	[h] <u>h</u> at, <u>h</u> air	① ② ③	

When ‘ㅅ’ is followed by certain vowels such as ‘ㅣ, ㅑ, ㅓ, ㅕ, ㅗ, ㅛ, ㅜ, ㅠ’, and ‘ㅟ’, its sound value changes. In these cases, ‘ㅅ’ is represented by [ʃ] as in shoes, shut in English.



Did you finish writing? Listen to the consonants again and repeat them.

The consonant ‘ㅇ’ appears only at the end of a syllable, and its sound value is [ŋ]. As mentioned earlier, each syllable must have a consonant and a vowel in writing. With a vertical vowel, the consonant is written on the left side, and a horizontal vowel, the consonant is written above the vowel as below:



Are you ready to listen and write vowels and consonants together?

(1)	ㄱ		→	가	(6)	ㅂ		→	보		
(2)	ㄴ		→		(7)	ㅅ		→			
(3)	ㄷ	+	ㅏ	→		(8)	ㅇ	+	ㅓ	→	
(4)	ㄹ		→		(9)	ㅈ		→			
(5)	ㅁ		→		(10)	ㅊ		→			

The syllable 오 in (8) is not [ŋo], but simply [o], and has a vowel only. The symbol ‘ㅇ’ is a place-holder in the beginning consonant position, which is empty.



Let's write consonant/vowel combinations. Write the consonants on the left side of vertical vowels and on top of the horizontal vowels. Write as you watch carefully.

Vowels Con- sonants	ㅏ	ㅑ	ㅓ	ㅕ	ㅗ	ㅛ	ㅜ	ㅠ	ㅡ	ㅣ
ㄱ	가	갸	거	겨	고	교	구	규	그	기
ㄴ	나	냐	너	녀	노	뇨	누	뉴	느	니
ㄷ										
ㄹ										
ㅁ										
ㅂ										
ㅅ										
ㅇ										
ㅈ										
ㅊ										



Are you ready to listen and repeat?

가

고

The letter 'ㄱ' is shaped differently when it is written with a vertical vowel than when it is written with a horizontal vowel. Watch out as you write it.



연습 Practice

1. Pronounce the sounds below. Are you done? Then listen to the CD and write the letter 'O' beside the correct sounds. Paying attention to missed pronunciation, listen and repeat again.

- (1) 가 다 마 사      (2) 바 나 라 자      (3) 후 주 수 부      (4) 로 도 노 고
- (5) 너 러 저 허      (6) 규 류 슈 쥬      (7) 드 므 브 스      (8) 기 리 지 히

2. Listen and choose the correct answers.

- (1) 노래 모래      (2) 가수 다수      (3) 사요 자요
- (4) 고리 도리      (5) 머리 허리      (6) 비누 부누

3. Listen and repeat the following words.


(1) 가수  
singer



(2) 아기  
baby



(3) 네모  
square



(4) 다리  
leg



(5) 소리  
sound



(6) 모자  
cap



(7) 아버지  
father



(8) 사자  
lion



(9) 새우  
shrimp



4. Listen and write. Did you finish?

(1)

--	--

(2)

--	--

(3)

--	--

(4)

--	--

(5)

--	--

(6)

--	--



Listen again. This time, listen and repeat. Repeat them each three times.

정답

2. (1) 노래 (2) 가수 (3) 자요 (4) 고리 (5) 허리 (6) 비누  
4. (1) 고기 (2) 나무 (3) 도로 (4) 모자 (5) 버스 (6) 바지

## 5

## 자음 2 Consonants 2



A single stroke was added to the letters 'ㄱ, ㄷ, ㅂ, ㅈ' to make 'ㅋ, ㅌ, ㅍ, ㅊ'. The sounds of 'ㅋ, ㅌ, ㅍ, ㅊ' are stronger and made with more air than 'ㄱ, ㄷ, ㅂ, ㅈ'. They are pronounced by blowing air strongly out of the mouth. Listen to the CD and repeat them in order.

ㄱ [k/g]	→	ㅋ [k <sup>h</sup> ]
ㄷ [t/d]		ㅌ [t <sup>h</sup> ]
ㅂ [p/b]		ㅍ [p <sup>h</sup> ]
ㅈ [tʃ/ㄸ]		ㅊ [tʃ <sup>h</sup> ]



Are you ready to practice them again?

- (1) Repeat 'ㄱ' and 'ㅋ' alternately.
- (2) Repeat 'ㄷ' and 'ㅌ' alternately.
- (3) Repeat 'ㅂ' and 'ㅍ' alternately.
- (4) Repeat 'ㅈ' and 'ㅊ' alternately.



Can you feel the difference in air pressure?



Then, listen to the consonants again and write them.

Letter	Sound Value		Writing Order	Practice			
ㅋ	[k <sup>h</sup> ]	<u>k</u> ey, <u>k</u> ing	① ② ㅋ				
ㅌ	[t <sup>h</sup> ]	<u>t</u> axi, <u>t</u> ea	① ② ㅌ ③				
ㅍ	[p <sup>h</sup> ]	<u>p</u> en, <u>p</u> ark	① ② ㅍ ③ ④				
ㅊ	[tʃ <sup>h</sup> ]	<u>ch</u> air, <u>ch</u> ild	① ② ㅊ ③				



Did you finish writing? This time, listen to the consonants and repeat.



Are you ready to try combining the strong consonant sounds with vowels? Then, listen and repeat while writing the consonants and vowels together.

(1)	ㅋ		카		(5)	ㅋ		코			
(2)	ㅌ	+		→		(6)	ㅌ	+		→	
(3)	ㅍ	+		→		(7)	ㅍ	+		→	
(4)	ㅊ	+		→		(8)	ㅊ	+		→	





Now try writing them with vowels. Write the consonants to the left of the vertical vowels, and above the horizontal vowels. Watch carefully as you write.

Vowels Con-sonants	ㅏ	ㅑ	ㅓ	ㅕ	ㅡ	ㅣ	ㅞ	ㅟ
ㅋ	카		코			키		
ㅌ		타					태	
ㅍ			포		프			
ㅊ				추				



Are you finished? Listen and repeat them once again.



### 연습 Practice

1. Pronounce the sounds below. Are you done? Then listen to the CD and write the letter 'O' beside the correct sounds. Paying attention to missed pronunciation, listen and repeat again.

(1) 차 카 타 파 (2) 초 코 토 포 (3) 쿠 투 푸 추 (4) 티 치 키 티

2. Listen and choose the correct answers.

(1) 보도 포도 (2) 기자 기차 (3) 고 코  
 (4) 타요 다요 (5) 치마 지마 (6) 스키 수키

3. Listen to the words and repeat.

(1) 치마  
skirt



(2) 코  
nose



(3) 타조  
ostrich



(4) 포도  
grape



(5) 카메라  
camera




(6) 스키  
ski



(7) 커피  
coffee



(8) 기차  
train



(9) 피아노  
piano



4. Now, listen and write the words.

(1)

--	--

(2)

--	--

(3)

--	--

(4)

--	--

(5)

--	--

(6)

--	--



Are you done? Listen once again. This time, listen and repeat. Repeat them each three times.

정답

2. (1) 포도 (2) 기차 (3) 코 (4) 타요 (5) 치마 (6) 스키  
4. (1) 치즈 (2) 커피 (3) 기타 (4) 포크 (5) 고추 (6) 쿠키

## 6

## 자음 3 Consonants 3



‘ㄱ, ㅋ, ㆁ, ㆁ, ㆁ’ are made by adding one more of the same letter to ‘ㄱ, ㅋ, ㆁ, ㆁ, ㆁ’. Pronounce ‘ㄱ, ㅋ, ㆁ, ㆁ, ㆁ’ strongly from the throat by tensing the vocal chords.



Listen to the CD and repeat them in order.

Letter	Sound Value		Letter	Sound Value
ㄱ	[k/g]	→	ㄱ	[kʰ]
ㅋ	[t/d]		ㅋ	[tʰ]
ㆁ	[p/b]		ㆁ	[pʰ]
ㆁ	[s]		ㆁ	[sʰ]
ㆁ	[ʃ/ʈʂ]		ㆁ	[ʃʰ]

Are you done? Then try saying the basic consonants (ㄱ, ㅋ, ㆁ, ㆁ, ㆁ), the aspirate consonants (ㅋ, ㆁ, ㆁ, ㆁ), and the tense consonants (ㄱ, ㅋ, ㆁ, ㆁ, ㆁ) differently. Say the sounds ‘ㄱ, ㅋ, ㆁ, ㆁ, ㆁ’ more forcefully.



As you say each of the consonants, hold your hand in front of your mouth to feel the air strength.

- (1) Say ‘ㅋ’ with ‘ㄱ’ and ‘ㄱ’ in order.
- (2) Say ‘ㆁ’ with ‘ㅋ’ and ‘ㆁ’ in order.
- (3) Say ‘ㆁ’ with ‘ㆁ’ and ‘ㆁ’ in order.
- (4) Say ‘ㆁ’ and ‘ㆁ’ in order.
- (5) Say ‘ㆁ’ with ‘ㆁ’ and ‘ㆁ’ in order.



Next, write the letters while listening again.

Letter	Sound Value		Writing Order	Practice			
ㄱ	[kʰ]	sky, skate					
ㄷ	[tʰ]	star, strike					
ㅌ	[pʰ]	spy, spring					
ㅍ	[sʰ]	salt, say					
ㅊ	[tsʰ]	waltz					



Are you finished? Now, listen to the consonants and repeat them again.



Then, listen and repeat while writing consonants with vowels.

(1)	ㄱ		→	까	(6)	ㄱ		→	꼬		
(2)	ㄷ		→		(7)	ㄷ		→			
(3)	ㅌ	+	ㅏ	→		(8)	ㅌ	+	ㅓ	→	
(4)	ㅍ		→		(9)	ㅍ		→			
(5)	ㅊ		→		(10)	ㅊ		→			



This time, write them together with vowels.

Vowels Con-sonants	ㅏ	ㅑ	ㅓ	ㅕ	ㅡ	ㅣ	ㅞ	ㅟ
ㄱ	까							께
ㄷ		떠					때	
ㅃ			보			삐		
ㅆ		써			쓰			
ㅈ				쭈			째	



Are you done? Listen and repeat once again.



### 연습 Practice

1. Pronounce the sounds below. Are you done? Then listen and write the letter 'ㅇ' beside the correct sounds. Paying attention to missed pronunciation, listen and repeat again.

(1) 까 따 빠 싸 짜    (2) 꼬 또 보 쏘 쯤    (3) 꾸 두 부 쑤 쯤    (4) 끼 띠 비 씨 찌

2. Listen and choose the correct answers.

(1) 가요 까요    (2) 차요 짜요    (3) 커요    께요  
 (4) 사요 싸요    (5) 부리 뿌리    (6) 아파요    바빠요

3. Listen to the words and repeat.


(1) 까치  
magpie



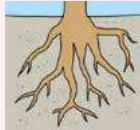
(2) 어깨  
shoulder



(3) 귀뚜라미  
cricket



(4) 뿌리  
root



(5) 아저씨  
man



(6) 찌개  
Jjigae



4. Now, listen and write the words.

(1)

--	--

(2)

--	--

(3)

--	--

(4)

--	--

(5)

--	--

(6)

--	--



Are you done? Listen once again. This time, listen and check as you repeat the words.

정답

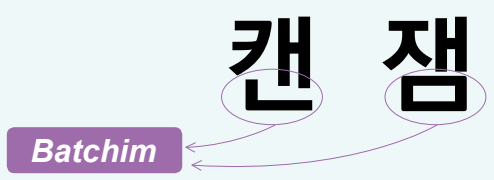
2. (1) 가요 (2) 짜요 (3) 커요 (4) 싸요 (5) 뿌리 (6) 아파요

4. (1) 꼬리 (2) 토끼 (3) 찌다 (4) 뿌리 (5) 어깨 (6) 쓰다

**7 받침** Final Consonants - *Batchim*



The final consonant of a syllable is called *batchim* (literally 'support' in English). This is because the final consonant is written below the vowel, and seems to support the letters above. This is in contrast to the English writing system in which letters in each syllable are written from left to right, as in 'can' and 'jam'. If you wrote the English words 'can' and 'jam' in Korean, the final consonants 'n' and 'm' would be placed under the 'consonant + vowel' part of the syllable.



The possible pronunciation of *batchim* is limited. Only the following seven sounds (i.e. ㄴ, ㄷ, ㄹ, ㄺ, ㅁ, ㅂ, ㅇ) are allowed when pronouncing *batchim*. *Batchim* 'ㄴ, ㄷ, ㅇ' are pronounced as their original sound values. *Batchim* 'ㄺ' is pronounced as [l]. *Batchim* 'ㅂ, ㅍ' are pronounced as unreleased [p]. *Batchim* 'ㄱ, ㅋ, ㆁ' are pronounced as unreleased [k]. *Batchim* 'ㄷ, ㅌ, ㅅ, ㅆ, ㅈ, ㅊ' are all pronounced as unreleased [t].

Letter	Sound Value	Examples
ㄴ	[n]	안 [an]
ㅁ	[m]	암 [am]
ㅇ	[ŋ]	양 [aŋ]
ㄺ	[l]	알 [al]
ㅂ, ㅍ	[p]	압, 앞 [ap]
ㄱ, ㅋ, ㆁ	[k]	악, 위, 알 [ak]
ㄷ, ㅌ, ㅅ, ㅆ, ㅈ, ㅊ	[t]	알, 알, 앓, 앓, 앓, 앓, 앓 [at]



Now, are you ready to practice *batchim* pronunciations? Listen and repeat.

나 [na]	마 [ma]	이 [i]	라 [ra]	바 [pa]	가 [ka]	다 [ta]
니 [ni]	미 [mi]		리 [ri]	피 [pi]	기 [ki]	티 [ti]



How did it go? Was it difficult?

Take a word like ‘밥’. The beginning ‘ㅂ’ sound, called a plosive, in the initial position is made with a burst of air from the lungs. However, the *batchim* ‘ㅂ’, an unreleased consonant sound, does not cause air to leave the mouth, as in ‘읍’. Even though the consonant is the same, the sound is different depending on its position.



Listen again carefully and say the sounds.

Are you ready to write vowels with *batchim*? Whether writing *batchim* with vertical or horizontal vowels, write the letter under the rest of the syllable. Write the *batchim* under vertical vowels which do not have beginning consonants.

V C	아	오
	ㄴ	ㄴ

아 + ㄴ	안						
야 + ㅁ	얌						
어 + ㅇ	엉						
여 + ㅂ	뻬						
이 + ㄱ	익						



Are you done? Then listen to the CD and say the sounds in order.



Next, write *batchim* under horizontal vowels without beginning consonants.

V C	요	우
	오	ㄴ





Are you finished? Now, listen to the CD and say the sounds in order.

요 + ㅇ	영							
오 + ㄱ	옥							
우 + ㅁ	움							
유 + ㄴ	연							
으 + ㅂ	억							



Next, write *batchim* under vertical vowels with beginning consonants.

CV	ㅅ	ㅌ	ㅈ	ㅍ
	ㄴ		ㅂ	
C				

ㅅ + ㅌ + ㄴ	산							
ㅁ + ㅍ + ㄴ	민							
ㅂ + ㅌ + ㅁ	밤							
ㄴ + ㅌ + ㅁ	넘							
ㄱ + ㅌ + ㅇ	경							



Are you finished? Then listen to the CD and say the sounds in order. This time, write *batchim* under horizontal vowels with beginning consonants.

C	ㄱ	ㅁ
	ㄴ	ㅌ
	ㅁ	ㄹ
V		
C		

ㅅ + ㅊ + ㄴ	손						
ㅂ + ㅊ + ㅁ	봄						
ㄱ + ㅊ + ㅅ	국						
ㅈ + ㅍ + ㅂ	좁						
ㅁ + ㅊ + ㄱ	본						



Are you finished? Then listen to the CD and say the sounds in order.

When writing in Korean, up to two consonants can appear in *batchim*. However, only one consonant is pronounced.

**값**

[kap]



Are you ready to try reading the words below? Repeat the words in order while listening to the CD.

**여덟**

[jʌdʌl]

**닭**

[tak]

**몫**

[mok]

**삼다**

[samt'a]

**안다**

[ant'a]

**넙다**

[nʌlt'a]

**막다**

[makt'a]

**점다**

[tʃʌmt'a]



How was that? Was it difficult? Listen again carefully and say the sounds.



연습 Practice

1. Listen and choose the correct answer.

- (1) 곰 공                    (2) 달 답                    (3) 목 몸
- (4) 방 발                    (5) 삼 산                    (6) 일 입





2. Listen and repeat.



- (1) 눈 산 편지            (2) 밤 마음 몸무게
- (3) 공 양 강아지        (4) 달 딸 일
- (5) 집 앞 수업            (6) 국 밖 부엌
- (7) 옷 낮 꽃              (8) 책 붓 아홉

3. Listen and circle the consonant sounds you hear.

- (1) 답 (ㄹ, ㄱ)    (2) 몫 (ㄱ, ㅅ)    (3) 값 (ㅂ, ㅅ)
- (4) 앞다 (ㄴ, ㅈ)    (5) 삼다 (ㄹ, ㅁ)    (6) 점다 (ㄹ, ㅁ)

4. Listen and write in Korean what you hear.

(1)					
(2)					
(3)					
(4)					

(5)					
(6)					
(7)					
(8)					
(9)					
(10)					
(11)					
(12)					
(13)					
(14)					



Did you finish? Then, pronounce the words while writing them three times.

- 정답 1. (1) 공 (2) 달 (3) 몸 (4) 방 (5) 산 (6) 입  
 3. (1) ㄱ (2) ㄱ (3) ㅂ (4) ㄴ (5) ㅁ (6) ㅁ  
 4. (1) 옷 (2) 양 (3) 집 (4) 입 (5) 일 (6) 앞 (7) 책 (8) 밖 (9) 구름 (10) 산 (11) 꽃 (12) 별 (13) 말 (14) 삼

## 8

## 이어 읽기 Re-syllabification



When a syllable ends in a consonant and is followed by a vowel (i.e. an empty consonant 'ㅇ'), the final consonant sound is shifted to the initial position of the next syllable.

밥을 → 밥을

먹어요 → 먹어요

[바블]

[머거요]



If there are two consonants in the *batchim*, the farther consonant sound is shifted to the next syllable, and the closer consonant becomes the *batchim* sound of the first syllable. When *batchim* 'ㄹ' is shifted, it has the [r] sound. Listen to the CD and repeat.

음악[으막]	한국어[한구거]	할아버지[하라버지]
집에[지베]	꽃이[꼬치]	이름이[이르미]
걸어요[거러요]	앉아요[안자요]	읽어요[일거요]



Practice the words again by yourself. Listen and check.



## 연습 Practice

## 1. Read the following.

- |         |         |         |
|---------|---------|---------|
| (1) 물이  | (2) 문을  | (3) 앞에  |
| (4) 달아요 | (5) 싶어요 | (6) 있어요 |
| (7) 깎아요 | (8) 읽어요 | (9) 앉아요 |

## 2. Read the following sentences.

- |                  |                 |
|------------------|-----------------|
| (1) 창문을 닫으세요.    | (2) 사진을 찍었어요.   |
| (3) 책에 이름을 쓰세요.  | (4) 물을 마시고 싶어요. |
| (5) 아침에 병원에 갔어요. |                 |



Practice writing syllables.

Con-sonants \ Vowels	ㅏ	ㅣ	ㅓ	ㅕ	ㅗ	ㅛ	ㅜ	ㅡ
ㄱ	가							
ㄴ		니						
ㄷ			두					
ㄹ				레				
ㅁ					모			
ㅂ						배		
ㅅ							서	
ㅇ								으
ㅈ								
ㅊ								
ㅋ								
ㅌ								
ㅍ								
ㅎ								
ㄱ								
ㄷ								
ㅂ								
ㅅ								
ㅈ								